

EXHIBIT 'A'
MIDWAY CITY SANITARY DISTRICT
 District Wide Pay Schedule
 Fiscal Year 2023-2024
 Effective 07/01/2023

REPRESENTED EMPLOYEES
 Effective 07-01-2023

JOB TITLE								
LEAD SOLID WASTE WORKER (Supervisor)	STEP 1	STEP 2	STEP 3	STEP 4	STEP 5	STEP 6	STEP 7	STEP 8
BI-WEEKLY	2,589.60	2,685.60	2,783.20	2,932.00	3,085.60	3,247.20	3,417.60	3,589.60
MONTHLY	5,610.80	5,818.80	6,030.27	6,352.67	6,685.47	7,035.60	7,404.80	7,777.47
ANNUAL	67,329.60	69,825.60	72,363.20	76,232.00	80,225.60	84,427.20	88,857.60	93,329.60
BASE PAY RATE PER HOUR	\$32.37	\$33.57	\$34.79	\$36.65	\$38.57	\$40.59	\$42.72	\$44.87
with CWEA Grade 1 Cert. +3%	33.34	34.58	35.83	37.75	39.73	41.81	44.00	46.22
SOLID WASTE DRIVER	STEP 1	STEP 2	STEP 3	STEP 4	STEP 5	STEP 6	STEP 7	STEP 8
BI-WEEKLY	2,053.60	2,103.20	2,156.80	2,204.00	2,253.60	2,303.20	2,358.40	2,448.80
MONTHLY	4,449.47	4,556.93	4,673.07	4,775.33	4,882.80	4,990.27	5,109.87	5,305.73
ANNUAL	53,393.60	54,683.20	56,076.80	57,304.00	58,593.60	59,883.20	61,318.40	63,668.80
BASE PAY RATE PER HOUR	\$25.67	\$26.29	\$26.96	\$27.55	\$28.17	\$28.79	\$29.48	\$30.61
with CWEA Grade 1 Cert. +3%	26.44	27.08	27.77	28.38	29.02	29.65	30.36	31.53
RELIEF DRIVER/UTILITY PERSON (with a class B License)	STEP 1	STEP 2	STEP 3	STEP 4	STEP 5	STEP 6	STEP 7	STEP 8
BI-WEEKLY	2,053.60	2,103.20	2,156.80	2,204.00	2,253.60	2,303.20	2,358.40	2,448.80
MONTHLY	4,449.47	4,556.93	4,673.07	4,775.33	4,882.80	4,990.27	5,109.87	5,305.73
ANNUAL	53,393.60	54,683.20	56,076.80	57,304.00	58,593.60	59,883.20	61,318.40	63,668.80
BASE PAY RATE PER HOUR	\$25.67	\$26.29	\$26.96	\$27.55	\$28.17	\$28.79	\$29.48	\$30.61
with CWEA Grade 1 Cert. +3%	26.44	27.08	27.77	28.38	29.02	29.65	30.36	31.53
UTILITY PERSON (without a class B License)	STEP 1	STEP 2	STEP 3	STEP 4	STEP 5	STEP 6	STEP 7	STEP 8
BI-WEEKLY	1,702.40	1,767.20	1,828.80	1,896.80	1,968.80	2,039.20	2,154.40	2,204.80
MONTHLY	3,688.53	3,828.93	3,962.40	4,109.73	4,265.73	4,418.27	4,667.87	4,777.07
ANNUAL	44,262.40	45,947.20	47,548.80	49,316.80	51,188.80	53,019.20	56,014.40	57,324.80
BASE PAY RATE PER HOUR	\$21.28	\$22.09	\$22.86	\$23.71	\$24.61	\$25.49	\$26.93	\$27.56
LEAD SEWER MAINTENANCE WORKER (Supervisor)	STEP 1	STEP 2	STEP 3	STEP 4	STEP 5	STEP 6	STEP 7	STEP 8
BI-WEEKLY	2,589.60	2,685.60	2,783.20	2,932.00	3,085.60	3,247.20	3,417.60	3,589.60
MONTHLY	5,610.80	5,818.80	6,030.27	6,352.67	6,685.47	7,035.60	7,404.80	7,777.47
ANNUAL	67,329.60	69,825.60	72,363.20	76,232.00	80,225.60	84,427.20	88,857.60	93,329.60
BASE PAY RATE PER HOUR	\$32.37	\$33.57	\$34.79	\$36.65	\$38.57	\$40.59	\$42.72	\$44.87
with CWEA Grade 1 Cert. +3%	33.34	34.58	35.83	37.75	39.73	41.81	44.00	46.22
with CWEA Grade 2 Cert. +1.5%	33.84	35.10	36.37	38.32	40.32	42.43	44.66	46.91
with CWEA Grade 3 Cert. +1%	34.18	35.45	36.73	38.70	40.73	42.86	45.11	47.38
with CWEA Grade 4 Cert. +1%	34.52	35.80	37.10	39.09	41.13	43.29	45.56	47.85
PUMP STATION MECHANIC	STEP 1	STEP 2	STEP 3	STEP 4	STEP 5	STEP 6	STEP 7	STEP 8
BI-WEEKLY	2,358.40	2,453.60	2,548.80	2,645.60	2,749.60	2,838.40	2,931.20	3,023.20
MONTHLY	5,109.87	5,316.13	5,522.40	5,732.13	5,957.47	6,149.87	6,350.93	6,550.27
ANNUAL	61,318.40	63,793.60	66,268.80	68,785.60	71,489.60	73,798.40	76,211.20	78,603.20
BASE PAY RATE PER HOUR	\$29.48	\$30.67	\$31.86	\$33.07	\$34.37	\$35.48	\$36.64	\$37.79
with CWEA Grade 1 Cert. +3%	30.36	31.59	32.82	34.06	35.40	36.54	37.74	38.92
with CWEA Grade 2 Cert. +1.5%	30.82	32.06	33.31	34.57	35.93	37.09	38.31	39.51
with CWEA Grade 3 Cert. +1%	31.13	32.38	33.64	34.92	36.29	37.46	38.69	39.90
with CWEA Grade 4 Cert. +1%	31.44	32.71	33.98	35.27	36.65	37.84	39.08	40.30
SEWER MAINTENANCE WORKER	STEP 1	STEP 2	STEP 3	STEP 4	STEP 5	STEP 6	STEP 7	STEP 8
BI-WEEKLY	2,092.00	2,188.00	2,284.80	2,377.60	2,472.80	2,570.40	2,664.80	2,758.40
MONTHLY	4,532.67	4,740.67	4,950.40	5,151.47	5,357.73	5,569.20	5,773.73	5,976.53
ANNUAL	54,392.00	56,888.00	59,404.80	61,817.60	64,292.80	66,830.40	69,284.80	71,718.40
BASE PAY RATE PER HOUR	\$26.15	\$27.35	\$28.56	\$29.72	\$30.91	\$32.13	\$33.31	\$34.48
with CWEA Grade 1 Cert. +3%	26.93	28.17	29.42	30.61	31.84	33.09	34.31	35.51
with CWEA Grade 2 Cert. +1.5%	27.34	28.59	29.86	31.07	32.31	33.59	34.82	36.05
with CWEA Grade 3 Cert. +1%	27.61	28.88	30.16	31.38	32.64	33.93	35.17	36.41
with CWEA Grade 4 Cert. +1%	27.89	29.17	30.46	31.70	32.96	34.27	35.52	36.77
LEAD FLEET MAINTENANCE MECHANIC (Supervisor)	STEP 1	STEP 2	STEP 3	STEP 4	STEP 5	STEP 6	STEP 7	STEP 8
BI-WEEKLY	2,589.60	2,685.60	2,783.20	2,932.00	3,085.60	3,247.20	3,417.60	3,589.60
MONTHLY	5,610.80	5,818.80	6,030.27	6,352.67	6,685.47	7,035.60	7,404.80	7,777.47
ANNUAL	67,329.60	69,825.60	72,363.20	76,232.00	80,225.60	84,427.20	88,857.60	93,329.60
BASE PAY RATE PER HOUR	\$32.37	\$33.57	\$34.79	\$36.65	\$38.57	\$40.59	\$42.72	\$44.87
with CWEA Grade 1 Cert. +3%	33.34	34.58	35.83	37.75	39.73	41.81	44.00	46.22
MECHANIC	STEP 1	STEP 2	STEP 3	STEP 4	STEP 5	STEP 6	STEP 7	STEP 8
BI-WEEKLY	2,358.40	2,453.60	2,548.80	2,645.60	2,749.60	2,839.20	2,931.20	3,023.20
MONTHLY	5,109.87	5,316.13	5,522.40	5,732.13	5,957.47	6,151.60	6,350.93	6,550.27
ANNUAL	61,318.40	63,793.60	66,268.80	68,785.60	71,489.60	73,819.20	76,211.20	78,603.20
BASE PAY RATE PER HOUR	\$29.48	\$30.67	\$31.86	\$33.07	\$34.37	\$35.49	\$36.64	\$37.79
with CWEA Grade 1 Cert. +3%	30.36	31.59	32.82	34.06	35.40	36.55	37.74	38.92

RESOLUTION NO. 2023-05


**A RESOLUTION OF THE BOARD OF DIRECTORS
OF THE MIDWAY CITY SANITARY DISTRICT OF
ORANGE COUNTY, CALIFORNIA, ADOPTING THE
2023-2024 SALARY SCHEDULE FOR REPRESENTED
EMPLOYEES**

WHEREAS, California Code Regulations, Title 2, Section 570.5 was adopted by CalPERS to provide specific requirements on how public agencies should document pay rates;

WHEREAS, to comply with Section 570. 5, the District's salary schedule listing all titles for every employee position, pay rates for each position, and the time base for each pay rate must be adopted by the Board of Directors.


NOW, THEREFORE, BE IT RESOLVED THAT, in accordance with California Code Regulations, Title 2, Section 570.5, the Board of Directors of the Midway City Sanitary District hereby adopts the Salary Schedule, Effective July 1, 2023 – June 30, 2024, which is attached hereto as Exhibit A.

PASSED AND ADOPTED, at a regular meeting of the Board of Directors of Midway City Sanitary District of Orange County, California, held this 7th day of March, 2023.



Tyler Diep, President

ATTEST:



Andrew Nguyen, Secretary

CERTIFICATION

I, Andrew Nguyen, Secretary of the MIDWAY CITY SANITARY DISTRICT of Orange County, California, do hereby certify that the foregoing Resolution No. 2023-05 was duly adopted at a meeting of the Governing Board of said District held on the 7th day of March, 2023 by the following vote of the members of the Board:

AYES:
NOES:
ABSENT:

and I further certify that Tyler Diep, as President, and Andrew Nguyen, as Secretary, signed and approved said Resolution No. 2023-05 on the 7th day of March, 2023.



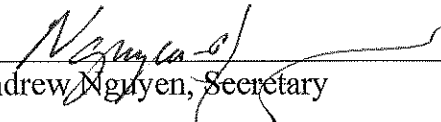
Andrew Nguyen, Secretary

(District Seal)

STATE OF CALIFORNIA)
) ss.
COUNTY OF ORANGE)

I, Andrew Nguyen, Secretary of the Midway City Sanitary District of Orange County, California, do hereby certify that the foregoing is a full, true and correct copy of Resolution No 2023-05 passed and adopted by the Board of Directors of said District at a meeting thereof held on the 7th day of March, 2023.

IN WITNESS WHEREOF, I have hereunto set my hand and affixed my official Seal of said District this 7th day of March, 2023.



Andrew Nguyen, Secretary